



Guidelines for Spring Mountain Members

March 31- April 2, 2023

Thank You for inviting **Audi Club** to join you at wonderful Spring Mountain! See Reyna in the morning to pick up a copy of this guide and get your member wristband for the day. Please sign the Audi SpeedWaiver at <https://acsc.speedwaiver.com/fpmyg> using your smartphone. Show the credential at the registration table in the CP driver's lounge and attend the mandatory **Audi Club driver's safety briefing** at 7:30 to get an Audi wristband. Member's guests may register for the driving school at <http://msreg.com/AudiSM23>. Members will have lunch in the Clubhouse. Spring Mountain Members are invited to our **Hayride Track Walk** on Friday afternoon and Trakside Talk series of **HPDE Seminars** on the weekend. Subjects and times are shown in the schedule below.

Course configuration on all three days is Charleston Peak North. We are experimenting with a **new traffic pattern** to get on and off the track, so **HEADS UP!** See Map on reverse side of this page.

Our Passing Zones Map is on the reverse. Know the Zones - violators will be black-flagged.

Friday "Experienced Driver Day" on CP North. There is no formal Audi Club instruction. About 50 Audi Club drivers are expected. **Members are joining us all day on the same schedule as our drivers.**

| | |
|--------------|--|
| 7:30 – | Mandatory <u>All-Drivers</u> safety briefing at CP Drivers Lounge |
| 8:00 – 8:20 | Slow speed familiarization laps with pace cars |
| 8:20 – 9:00 | Two run groups by Car number (odd numbers at 8:20, even numbers at 8:40) |
| 9:00 – 12:00 | Open Pit Lane |
| 12:00 – 1:00 | Lunch break, track cold |
| 1:00 – 4:30 | Open Pit Lane |
| 4:30 - | Hayride Track Walk |

Saturday and Sunday are Audi Club instructed driving schools. **Members are welcome in our six daily instructor sessions plus all Solo drivers session at day's end.** The schedule is different each day.

- Saturday** CP North

| | |
|---------------|--|
| 7:20 - | Mandatory <u>All-Drivers</u> safety briefing Drivers Lounge; Group Photo |
| 8:00 – 8:20 | SMMR Members join Audi Instructors |
| 8:20 – 8:40 | SMMR Members join Audi Instructors |
| 8:40 – 9:50 | Audi Instructional groups – No Members please |
| 9:50-10:10 | SMMR Members join Audi Instructors / DATA SEMINAR - Classroom |
| 10:15 – 10:40 | SMMR Members join Audi Instructors / HOW TO LEARN NEW TRACK - Classroom |
| 10:40 – 2:20 | Audi Instruction – No Members / TRACK REVIEW SEMINAR - 10:40 Classroom |
| 2:20 – 2:40 | SMMR Members join Audi Instructors / KEEPING HPDE RECORDS - Classroom |
| 2:40 – 3:05 | SMMR Members join Audi Instructors |
| 3:05 – 4:35 | Audi Instructional groups – No Members please |
| 4:35 – 5:00 | SMMR Members join Audi Solo Drivers / TURN 1 CORNER OBSERVATION |

- Sunday** CP North

| | |
|---------------|---|
| 7:30 - | Mandatory <u>All-Drivers</u> briefing Drivers Lounge -- for Sunday-only drivers |
| 8:00 – 8:20 | SMMR Members join Audi Instructors / HPDE TIRES SEMINAR - Classroom |
| 8:20 – 8:40 | SMMR Members join Audi Instructors |
| 8:40 – 10:00 | Audi Instructional groups – No Members please |
| 10:00 – 10:20 | SMMR Members join Audi Instructors / Turn 17&18 CORNER OBSERVATION |
| 10:20 – 10:40 | SMMR Members join Audi Instructors / Turn 17&18 CORNER OBSERVATION |
| 10:40 – 12:55 | Audi Instructional groups – No Members please; Member lunch in Clubhouse |
| 12:55 – 1:15 | SMMR Members join Audi Instructors |
| 1:15 – 1:40 | SMMR Members join Audi Instructors / TRACK REVIEW SEMINAR Classroom |
| 1:35 – 4:40 | Audi Instructional groups – No Members please |
| 4:40 – 5:00 | SMMR Members join Audi Solo Drivers |

Audi Point-By Passing Protocol

ALL Passing on all three days of this event is:

- by permission only
- on either side
- in designated zones
- using the Point-By protocol.

Passing is by permission only.

The car being passed controls the pass.

Passing is okay on either side.

The passing side is at the discretion of the driver being passed. The slower car is expected to drive a normal line. The faster car should anticipate driving off-line to make the pass.

Passing is only allowed in the green zones.

Know the zones for your group. No late passing. Be back on the driving line before reaching the end of the zone, or you will be black flagged.

Passing permission is given by use of a conventional Point-By.

Point with your full arm straight out your driver's window to indicate that the passing car is to pass on the left side of your car.

Point with your full arm up and over the roof of your car to indicate that the passing car is to pass on the right side of your car.

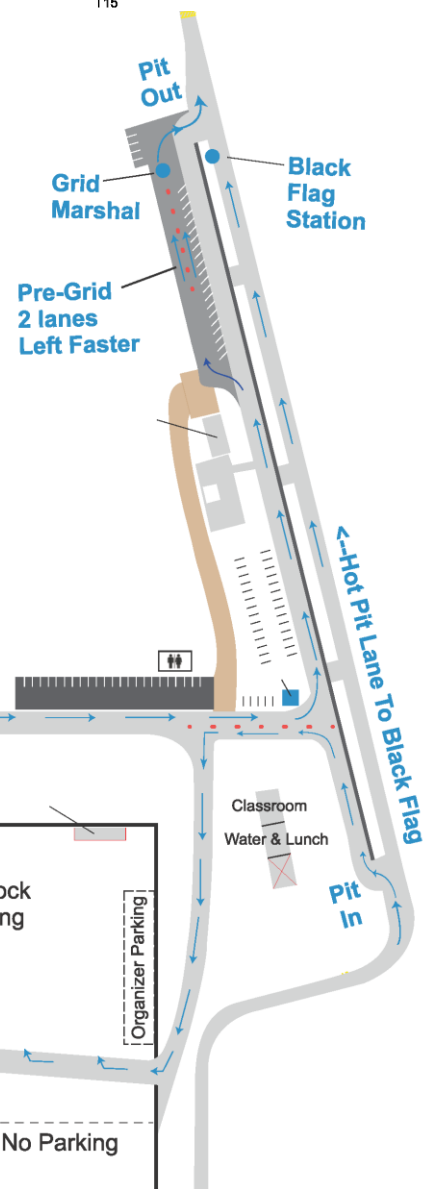
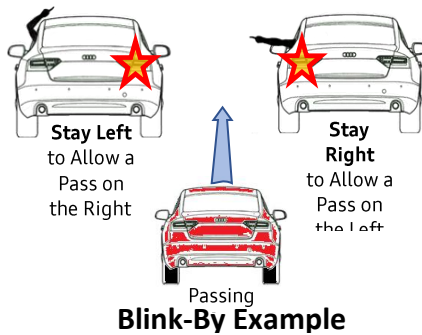
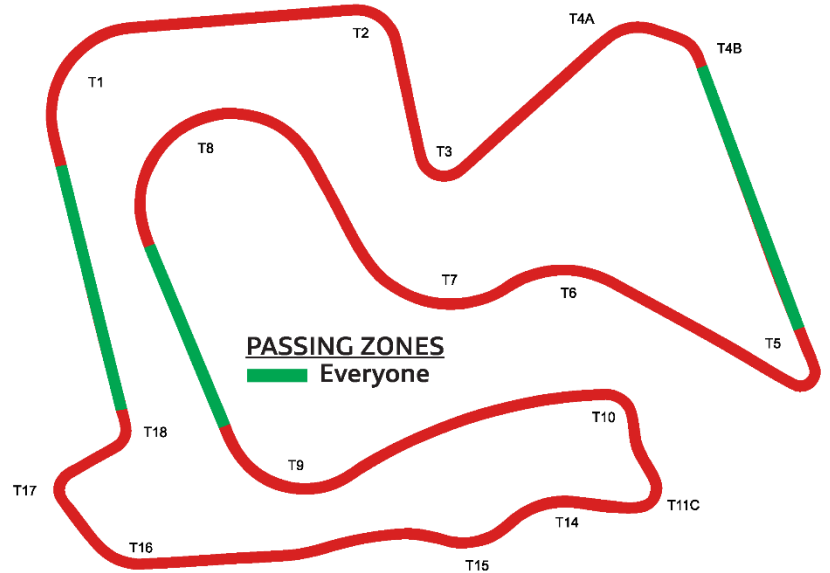
If you are allowing multiple cars to pass, give a SEPARATE POINT for EACH car you want to allow to pass.

It's okay NOT to pass!

If you are unsure if you can complete the pass safely or in time, "wave off" and wait for the next passing zone.

Window nets must be down!

Still can't Point? Use a **Blink-By!** A driver unable to make a clear point due to fixed windows or arm restraints must use Turn Signals as a Point. The faster car passes on the same side as the slower car's blinker. This is opposite from many other Audi Club chapters. See example above – sorry, no three-wide passing!



PADDOCK to TRACK ONE-WAY TRAFFIC PATTERN