












Charleston Peak Light System

SMMR Light	Meaning	Equivalent Flag
	Course is Clear	No Flag
	Course is Clear	Green
	Caution; No Passing	Yellow
	Faster Traffic Advisory; prepare to allow pass in the next passing zone	Blue with Diagonal Yellow Stripe
	Stop Safely on Track in view of Light or Marshal	Red
	Slow Vehicle on Track, Pass with Care	White
	All cars Return to Pit Lane (return to Paddock if near end of session)	Black Flag All
	Car “#” see Staff in Pit Lane. (Do NOT return to Paddock)	Black Flag for single driver
	Mechanical Problem w/ Car # - Move off the paving if leaking Exit to Hot Pit.	Black with Orange Dot (“Meatball”)
	Surface; Foreign Object or Slippery	Orange & Yellow Stripes
	Session Over; Exit the Track at end of this lap	Checker

Spring Mountain communicates with drivers using a light system controlled remotely from the tower, along with traditional corner marshals with flags. Here is a guide to their new system on Charleston Peak.