



Audi
Club North America
Southern California



Audi Club SoCal High Performance Driving School
Spring Mountain Motorsports Resort, Pahrump, Nevada.
April 22-24, 2022

April 8, 2022

Welcome! We are excited you are joining us! The driving school will be a memorable experience, where the goals are safety, fun, and learning while enjoying the camaraderie of fellow Audi enthusiasts.

Safety First!

First and foremost, this event *is not* racing, a racing school, or practice for racing! It *is* organized training and practice which we believe will make you a better everyday driver.

"Driving fast on the track does not scare me. What scares me is when I drive on the highway, and I get passed by some idiot who thinks he is Fangio." - Juan Manuel Fangio, world champion

Car Safety Inspection Your car's mandatory safety inspection (tech inspection) must be completed before you arrive at the event. Download the Safety Inspection form and take it to your Audi Dealer or independent shop, or another qualified person of your choosing. Sign the completed inspection form and **email it to registration@audiclubsocal.org** or bring it with you to the event. Drivers are solely responsible for the safe condition of their vehicle and for their personal fitness for performance driving.

Driver Credentials Most of you have complied, but a few have not yet signed the online SpeedWaiver or joined/renewed your Audi Club NA membership. If your registration is shown as anything other than Confirmed on the [SM22 Attendee List](#) on MotorsportReg, please check your text messages for the personal SpeedWaiver link which was sent to your phone when you registered for the event. If you still can't find it, visit the Guest Registration link below and enter the same mobile phone number in your MotorsportReg profile. For help with club membership please email registration@audiclubsocal.org.

Driver Meeting Everyone will attend, via zoom, the All-Driver Meeting on **Wednesday evening, April 20, 2022**, at 7:00 PM PDT, where we go over the program for everyone attending. We understand the desire for privacy, but please login to Zoom with your real name during this meeting. We will be taking roll. If we can't figure out who you are we'll think you failed to attend, causing you to lose track time while we find someone to brief you at the event. Use this link <https://us02web.zoom.us/j/86482138765> to log into the Driver Meeting. It will be conducted as a live Zoom webinar.

Other Meetings **Beginners** and other drivers **new to Audi Club** will join our First Timer Advocates at a special meeting on Tuesday evening, April 19, 2022. See the First Timer supplement to this welcome letter - download it from our Spring Mountain web page. **Instructors** will meet separately at the same time on Tuesday evening. You will receive a separate email with the login link.

Guest Registration All of your Guests must obtain their own event credentials by completing the club's liability waivers. Ask them to get started by entering their name and mobile phone number at this event's guest registration page <https://acsc.speedwaiver.com/jeqvl>.

BRING YOUR COMPLETED TECH SHEET TO THE EVENT

Gate Fee Bring \$10 cash per person to pay the track's gate fee. This fee is for the entire event, so keep the track's wristband on until you've left the facility after your last day at the event.

Event Check-In will be held early each morning in the C-building classroom. See the schedule. Early check-in for drivers registered for the weekend will also be available Friday evening in the Spring Mountain clubhouse; again, see the schedule. At check-in, Drivers will show their state-issued driver license and their smartphone with SpeedWaiver credential. If not previously emailed to us, you will also submit your completed and signed tech form. You will then be given a packet with tech sticker for your car, adhesive numbers for your car, your name badge, the final schedule, and your meal tickets. Your guests will show their own smartphone credential and receive their guest wristband, but drivers' Audi Club wristband will NOT be in this packet – keep reading.

Morning Briefings On Friday and Saturday in the early morning there will be a safety briefing in the C-building classroom at the track. Show your name badge at the end of this briefing to receive the Audi Club **wristband** you must show each time you go on the track.

Helmets must be worn during all skid pad and track driving. Helmets must be motorsports-specific and rated Snell SA2015, SA2020, or have a current FIA rating. Motorcycle helmets are not allowed. If you would like to purchase your own helmet, we suggest a visit to our SoCal sponsor Winding Road Racing in Costa Mesa. They usually have both affordable and high-end helmets in stock, and they offer a 5% discount to Audi Club members.

Weather The town of Pahrump is in the Nevada desert at 2,000 ft elevation. We expect excellent conditions with warm days and pleasant nights. The forecast calls for mostly clear weather. Daytime temperatures will reach the high 80s, with overnight lows in the upper 50s. Bring a folding chair, sun hat, and sunglasses. Stay hydrated and keep your electrolytes up!

Clothing Make sure you bring appropriate attire. We require long pants, long-sleeve shirts, and flexible closed-toe shoes be worn while driving. Clothing should be made of cotton, wool, or other fire-resistive materials. Avoid slick fabrics so you won't slide around in your car's seat. Those stretchy yoga pants our ladies love look great but fail both of those tests. Wear layers which you can shed as temperatures increase during the day. We expect dry conditions, but it can always thunderstorm in the desert afternoon.

Car Numbers Audi Club assigns your car number and provides a pair of vinyl number plates for the side of your car. Make sure you bring a cloth and cleaner to wipe the car before you apply the numbers to your doors. Otherwise, the fine desert dust could interfere with the non-permanent adhesive, allowing the numbers to blow off the car when you get up to speed.

Weekend Configuration Audi Club will run the **Mansell C** course layout during the weekend driving school. This variation includes the Bus Stop but not the Loop. At 3.4 miles long it is an exciting and rewarding configuration. See the track map below for passing zones.

Experienced Driver Day Drivers registered for the Friday Experienced Driver Day will drive the longer 4-mile **Andretti B** configuration. Friday is an independent training and practice day, so we suggest you ride or drive with an instructor or test your ability to drive consistent laps – see the handout on our webpage. Even if you are not driving Friday, we welcome you to come observe and get a ride-along on the long track with one of our instructors.

Passing Protocol To avoid conflicts with Spring Mountain members joining our event, we will be using Point-By passing in all run groups. Passing will only be allowed in designated passing zones. Passing is on either side as directed by the car being passed. The slower car stays on

its normal driving line and points to the side they want the faster car to pass. The faster car should expect to go off-line to complete the pass. Passing will be covered in detail in the Beginner classroom, there is map and description later in this letter, and passing practice is scheduled on Saturday afternoon for the beginner group.

Breakfast & Lunch Please make your own breakfast arrangements prior to arriving at the track each morning. Your registration includes lunch at the track. There is not a café at the track. If you require a special meal you will need to bring it with you or go off-site for lunch. Lunch will be served at the C-building location shown on the Paddock Map. Lunch for your guest should have been pre-ordered during the checkout process on motorsportreg.com.

Dinner If you have registered for a two-day weekend package, or if you purchased optional tickets for the banquet dinner on Saturday evening, this will be in the Spring Mountain members clubhouse located alongside the Clubhouse Straight, west of the administration building. See the schedule in your driver packet for mealtimes.

Skid Pad There is no parking on the upper (northwest) skid pad. Beginner car control exercises will be held there Saturday morning. There is no ad hoc driving on the skid pad. We may make this skid pad available to drivers at other times, but only if there is staff available to monitor the activity. If so, there will be an announcement at the event.

Paddock You may set up your daily parking spot either on the main paddock or on the lower (southeast) skid pad. If you are an early arrival, please keep the parking spots closest to the start/finish tower clear; they are for the event organizers' large vehicles where download sessions will be hosted, just like we did last year.

Active Accident-Avoidance Systems Starting around 2015, many cars come equipped with Active Accident-Avoidance systems which 'see' other cars and the roadway. When Emergency Braking (Audi *PreSense*) and Lane Keeping (Audi *Lane Assist*) sense a conflict, they take control of the car away from the driver. While serving a useful purpose in daily street driving, they are *not* appropriate for performance driving on a closed road course! Please review your car's owner manual. If your car has any of these systems, you must learn how to turn them off prior to each session. Show your instructor how to do it, and that you have done so.

Note that first generation electronic safety systems such as anti-lock braking system (ABS), traction control (Audi *ASR* – Anti Slip Regulation), and dynamic stability control (Audi *ESC* – Enhanced Stability Control) may safely be, and should be, left engaged while driving on the track.

DrivingEvals.com hosts our student/instructor evaluations and logbooks. You will receive a welcome email from DrivingEvals just before the event with the name and contact information for your instructor. We encourage you to reach out to each other to chat before arriving at the event. You will then use DrivingEvals to submit your feedback at the conclusion of the event.

Speed Secrets Their **Performance Driving 101** course introduces the fundamentals of performance driving in an approachable way. We use it to prepare Beginners for your live classroom at the event. Both Beginner and experienced drivers may use code **SoCalAudi-50** at www.speedsecrets.com/learn checkout for a 50% discount on a lifetime subscription to either or both of the listed courses.

Photography A professional photographer will be taking pictures of you and your car during selected days of this event. You may buy your photo downloads from them at the track, and photos may be purchased online at www.trackday.net once you return home.

If you or your guest are a photography buff, we are looking for someone to take photos of the off-track activities during the event. Let the eventmaster know if you can help out the Club!

Cameras and smartphones must be in your pocket or securely mounted. Handheld devices are not allowed in the car. Exterior suction cup cameras require a separate securely attached leash. Use common sense and restraint when posting stories and media online – please post only those which reflect well on you, on your club, and on your fellow participants.

Lap times Our club's focus is on safe performance driving, not lap times. Data collection and in-car video is encouraged for post-session analysis, but lap times or lap timer screens (e.g., Corvette PDR, AiM Solo, etc.) may not be visible to the driver while on the track. If you have this equipment permanently mounted in your car please select an alternate display, such as engine health, or hide the display.

Medical Info Emergency medical response will be onsite while driving is underway. All drivers should carry an ICE (In Case of Emergency) card or form on their person while participating in this event. There are sources and examples in the Detailed Driving School Requirements document on our website.

Driver Qualifications All driver participants must have a valid driver's license issued by their state of residence. Show us your license at event check-in. Provisional licenses and beginner permits do not qualify.

Rest and Hydration Get to bed early Friday and Saturday night. Avoid overdoing fun those evenings. The club will provide bottled water during the event, but it is wise to bring your own preferred drinks and snacks to avoid bonking during the day in the warm, dry desert air.

Alcohol and any other substance which impairs the ability to drive safely may not be used until the track driving ends at the end of the day(track goes "cold"), regardless of whether it is a legal, illegal, over the counter, or prescription substance. This includes use by your non-driving guests! We even recommend that you avoid or limit caffeinated beverages.

Drones (aerial cameras) are prohibited on the Spring Mountain property.

Spring Mountain Motor Resort and Club is an exclusive private club with an extensive racetrack located in Pahrump, Nevada. The track consists of 55 different configurations up to six miles in length – and they are expanding! Audi Club is fortunate to rent this exceptional facility for our driving school. We are guests of their club, so please treat the members, facility, and personnel with respect – we'd like to be invited back again and again!

What do You Mean, There's More? Yes! The following pages of this Welcome Letter include several handouts:

- **Paddock Map** (parking areas)
- Preliminary **Schedule of Events**. (You will receive the detailed schedule at check-in)
- **Driving Directions** to Pahrump and the Track.
- **Track Maps** with approved passing zones. Know the Zones!
- Audi Club's **Point-By Passing** protocol.
- A guide to the Spring Mountain **corner light system** used in lieu of and as a supplement to traditional safety flags.
- The Safety Inspection form ("**Tech Form**") which documents your car's condition. You will sign the completed form and email to us, or bring it with you to on-site check-in.

EMAIL YOUR SIGNED INSPECTION FORM TO THE REGISTRAR

But wait! We have *more* helpful documents which may be downloaded from our website at www.audiclubsocal.org/driving-school and from our Spring Mountain page at www.audiclubsocal.org/spring-mountain.

- **First-Timer overview** gives an idea of what to expect at an Audi Club Driving School. It includes a convenient performance driving glossary.
- **Detailed Driving School Requirements** expands on many of the bullet points above, with specifics on safety gear, helmets, belts, seats, and vehicles, convertibles, SUVs, tires, and much more.
- The safety inspection form: **Tech Form**.
- An introduction to **Lead-Follow Instruction** at Audi Club.
- There are a lot of turns at this track. We recommend studying the track layout before you arrive. An excellent method is to print the track map and then refer to it while studying in-car video. We have links to **maps** and suggested **videos** on our Spring Mountain page. You can also search YouTube or Vimeo for Andretti B (Friday) or Mansell C (weekend).
- **Event Info** You can always review the Advertisement and Registration Requirements you saw when you initially registered. They are at MSReg.com/SM22.

If you wish to have a physical copy of any of these at the track, please print the pages of interest and bring with you to the event.

Healthy Event This event will comply with Nevada, Local, and Spring Mountain Resort health & safety protocols in effect at the time of the event, so there may be some adjustments from what's published in the permanent documents on our website.

While we've tried to provide complete information, inevitably we will have omitted something, or you will need additional information. Please do not hesitate to contact the organizers:

Bill Vogel, Spring Mountain eventmaster@audiclubsocal.org (overall event organizer)

Alex Whitney, Chief Driving Instructor cdi@audiclubsocal.org (cars, driving, instruction)

We look forward to seeing you at the track.

We are going to have a Great Time!

EMAIL YOUR SIGNED INSPECTION FORM TO THE REGISTRAR

PRELIMINARY SCHEDULE OF EVENTS

Spring Mountain 2022

> SUBJECT TO ADJUSTMENT <

The Final Schedule, with detailed Driving Session and Classroom / Seminar times, will be provided at onsite Check-In

Thursday

5:00 – 7:00	RV and Trailer access allowed to the paddock – do not arrive early or you will be held at the gate while the track is in use. Ask your hotel about trailer parking.
-------------	---

Friday - Andretti B

Experienced Driver Day – at the Spring Mountain Motor Resort

7:00	Gate Open – pay \$10 cash gate fee per person, get track's wristband
7:10 – 7:30	Check-in for Friday Drivers @ Start/Finish
7:30 – 8:00	Friday-Drivers Mandatory Safety Briefing @ Start/Finish, get Club's wristband
~8:00 – 9:00	Track Orientation and Warm-up sessions
9:00 – 12:00	Experienced Driver Lapping – open pit lane format
11:30 – 1:30	Lunch @ "C" Building Classroom
1:00 – 4:30	Experienced Driver Lapping – open pit lane format
4:30	Track goes "cold"

Weekend Registration & Meet-and-Greet – in the Spring Mountain clubhouse

6:00 – 6:30	Early check-in for Weekend Drivers
6:00	Meet and Greet with food and no-host bar

Saturday - Mansell C.

Weekend Driving School – at the Spring Mountain Motor Resort

7:00	Gate Open –pay the \$10 cash gate fee per person or show track's wristband from Fri
7:10 – 7:20	Weekend and Saturday-only Driver Check-In @ Start/Finish (Friday's are all set)
7:20 – 8:00	Mandatory Safety briefing and Group Photo @ Start/Finish
~8:00 – 11:55	Driving Sessions
9:25	Driving Fundamentals Exercises - Beginner group @ Skid pad
11:30 – 1:30	Lunch @ "C" Building Classroom
12:45 – 5:00	Driving Sessions
5:00	Track Walk!! Meet at Start/Finish line

Optional Dinner – at the Spring Mountain clubhouse

6:30	Banquet Dinner for full weekend drivers or those who purchased tickets
------	--

Sunday - Mansell C

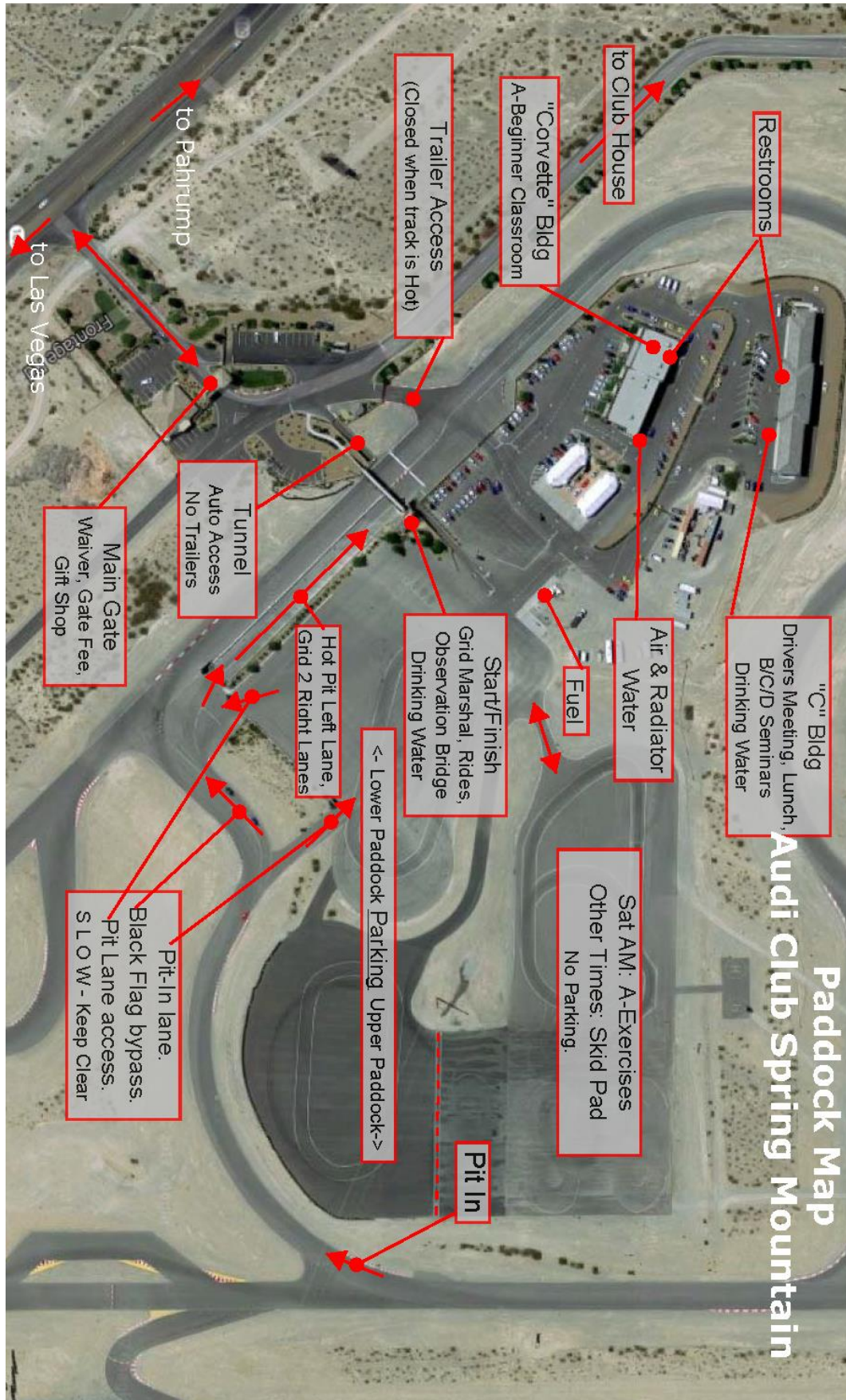
Weekend Driving School – at the Spring Mountain Motor Resort

7:00	Gate open –pay the \$10 cash gate fee per person or show track's wristband
7:20 – 7:30	Sunday-only Driver Check-In @ Start/Finish
7:30 – 8:00	Mandatory Safety Briefing @ Start/Finish
~8:00 – 12:05	Driving Sessions
11:30 – 1:30	Lunch @ "C" Building Classroom
12:55 – 5:00	Driving Sessions
5:00	Track goes "cold"
5:00 – 6:00	Clean up and goodbyes! Leave the facility cleaner than we found it – the Audi Way!
6:00	Track closes and must be vacated by our club

ATTENDANCE IS MANDATORY AT SAFETY BRIEFINGS, CLASSROOMS, AND EXERCISES.

SPRING MOUNTAIN MEMBERS WILL DRIVE WITH US ALL DAY FRIDAY AND IN OUR X/Y INSTRUCTOR GROUPS ON THE WEEKEND. WE DO NOT GET THE OPPORTUNITY TO VET THEIR DRIVING EXPERIENCE OR SKILLS. IF YOU WILL BE DRIVING IN THESE GROUPS, WE RECOMMEND YOU INSTALL A FIXED DASH CAM IN YOUR CAR.

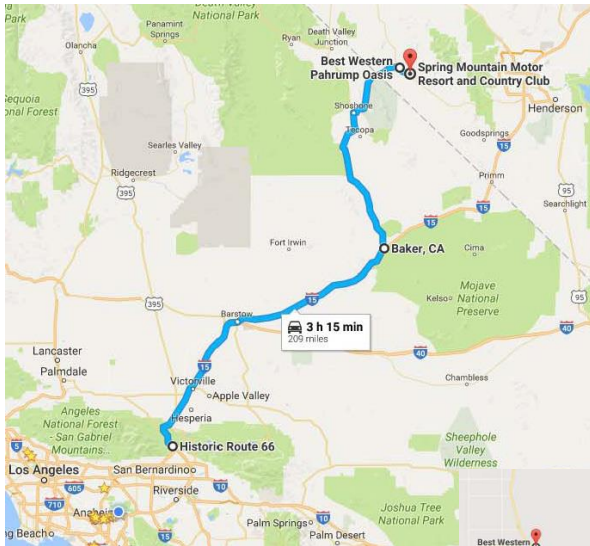
EMAIL YOUR SIGNED INSPECTION FORM TO THE REGISTRAR



EMAIL YOUR SIGNED INSPECTION FORM TO THE REGISTRAR

GETTING THERE

GETTING TO PAHRUMP

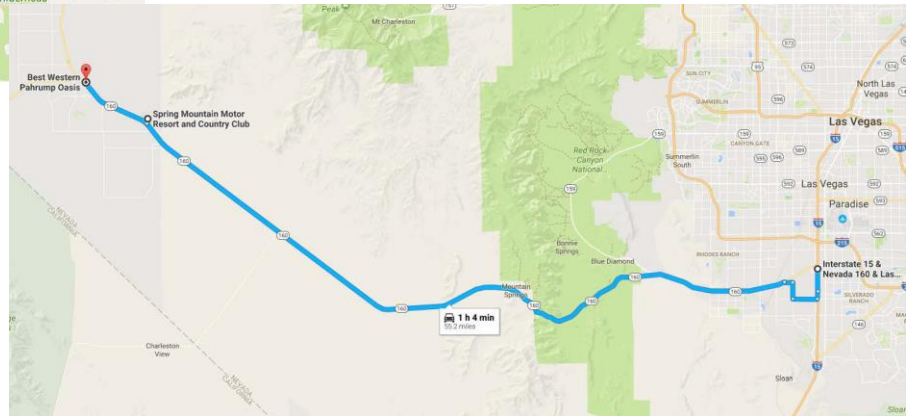


<- Driving from Southern California

Take Interstate-15 North towards Las Vegas. Exit at Baker, CA. The Mad Greek restaurant is a popular stop for a meal or a milk shake. Take CA-127 56 miles North to Shoshone, CA. If you need a rest, the Crowbar is on the right, just past the junction with CA-178. Turn Right on CA-178 and drive 19 miles northeast to the Nevada border, where the road changes to NV-372; continue 8 more miles to Pahrump. Turn right on NV-160 (the Nugget will be on the corner). Go 1/2 mile to the Best Western Pahrump Oasis on your left; or continue another 4-1/2 miles to Spring Mountain Motor Resort and Country Club, also on your left.

Driving from Las Vegas ->

Take Interstate-15 South from the Strip. Exit on NV-160 / Blue Diamond Road West. Drive 47.6 miles to Spring Mountain Motor Resort and Country Club on your right; or continue another 4 to 5 miles to the hotels in Pahrump.



GETTING TO THE TRACK

All activities are at the **Spring Mountain Motor Resort and Country Club** located at 4767 S Nevada Hwy 160, Pahrump, NV 89048 (800) 391-6891. The track is located approximately 5 miles east of the intersection of NV-372 & NV-160 (the center of town).

Hotels - Area hotels (Best Western, Nugget, Holiday Inn Express, Saddle West) are clustered around the center of town. Fast food, a Walmart, a supermarket, and tire shops are located northwest of NV-372 along Hwy 160 (i.e., past the Nugget).

RVs & Camping - RV Camping with hookups is available at several RV parks in Pahrump, including at the Best Western Oasis and the Saddle West across the highway. Overnight RV dry camping in the paddock is available Friday and Saturday evenings.

Speed Enforcement - The speed limits are low along Hwy NV-160 (the main drag) and on other streets in the town of Pahrump. Obey the speed limits as there is very strict speed enforcement! You will have numbers on your car, so they'll know what you've been doing!

Track Maps with Passing Zones and Passing Protocol

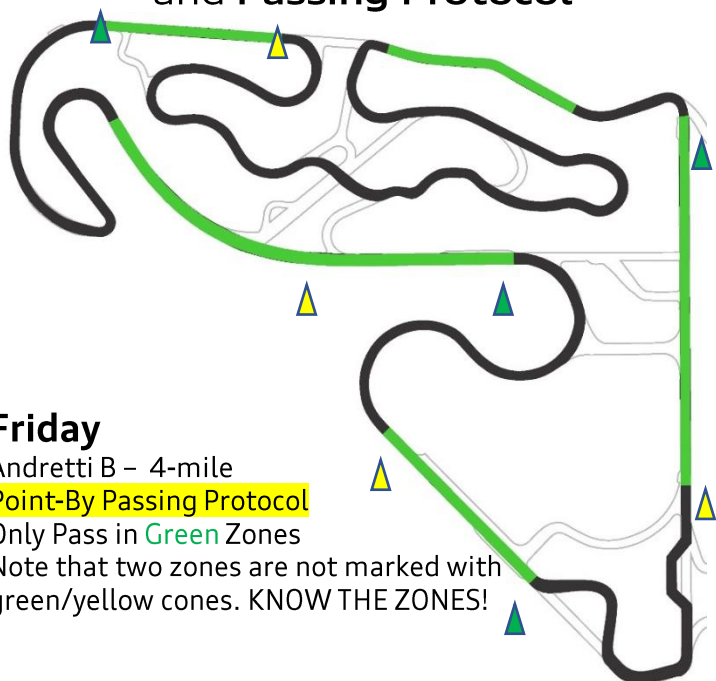
Friday

Andretti B – 4-mile

Point-By Passing Protocol

Only Pass in **Green** Zones

Note that two zones are not marked with green/yellow cones. **KNOW THE ZONES!**



Point-By Passing Protocol

ALL Passing on all three days of this event is by permission only, on either side, in designated zones, and using the **Point-By** protocol.

- **Passing is by permission only.**
The car being passed controls the pass.
- **Passing is okay on either side.**
The passing side is at the discretion of the driver being passed. The slower car is expected to drive a normal line. The faster car should anticipate driving off-line to make the pass.
- **Passing is only allowed in the green zones and for some in the red zones.**
Know the zones for your group. Be back on the driving line before reaching the end of the zone, or you will be black flagged.
- **Passing permission is given by use of a conventional Point-By.**

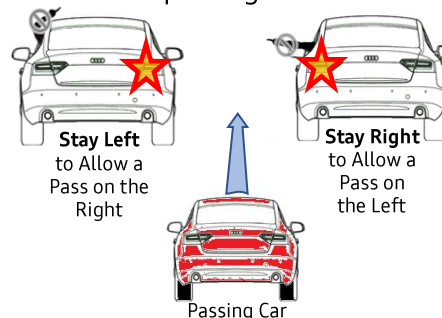
Point with your full arm straight out your driver's window to indicate that the passing car is to pass on the left side of your car.

Point with your full arm up and over the roof of your car to indicate that the passing car is to pass on the right side of your car.

If you are allowing multiple cars to pass, give a **SEPARATE POINT** for EACH car you want to allow to pass.

It's okay NOT to pass! If you are unsure if you can complete the pass safely or in time, wave off and wait for the next legal passing zone.

Window nets must be down! Still can't Point? Use a **Blink-By!** A driver unable to make a clear point due to fixed windows or arm restraints may use Turn Signals as a Point. The faster car passes on the same side as the slower car's blinker. This is opposite from many other Audi Club chapters. See images below; be aware this compact example does *not* mean we condone 3-wide passing!



Saturday & Sunday

Mansell C – 3.4-mile

Point-By Passing Protocol

Green Zones – **EVERYONE**








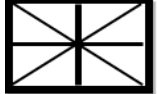









Red Zones – only C, D, X & Y Groups

Only the green zones are marked with passing cones. **KNOW THE ZONES!**



Spring Mountain Light System

Spring Mountain communicates with drivers using a light system controlled remotely from the tower, along with a few traditional corner marshals with flags. Here is a guide:

SMMR Light Pattern	If Flashing, second pattern shown	Meaning	Equivalent Flag
Blank (no border)		Course is Clear	No Flag
		Course is Clear	Green
		Caution; No Passing	Yellow
		Faster Traffic Advisory; prepare to allow pass in the next passing zone	Blue with Diagonal Yellow Stripe
		Stop Safely on Track in view of Light or Marshal	Red
		Slow Vehicle on Track, Pass with Care	White
		All cars Return to Pit Lane (If near end of session, return to Paddock)	Black Flag All
		See Staff in Pit Lane - Car "#" only. (Do not return to Paddock)	Black Flag for single driver
		Mechanical Problem w/ Car # - Move off the paving if leaking Exit to Hot Pit.	Black with Orange Dot ("Meatball")
		Surface; Foreign Object or Slippery	Orange & Yellow Stripes
		Session Over; Exit the Track at end of this lap	Checker

EMAIL YOUR SIGNED INSPECTION FORM TO THE REGISTRAR

Event Decals & Identification Placement

In the materials you receive at registration, among other information you will find the following items:

- Run group letter (A, B, C or D) -- Goes on Center of Windshield
- Car numbers (set of 2) – Goes on Sides of Car
- Tech inspection sticker – Goes Inside Windshield on Driver Side
- Optional EV Warning Sticker – Goes on Sides of Car

Placement:

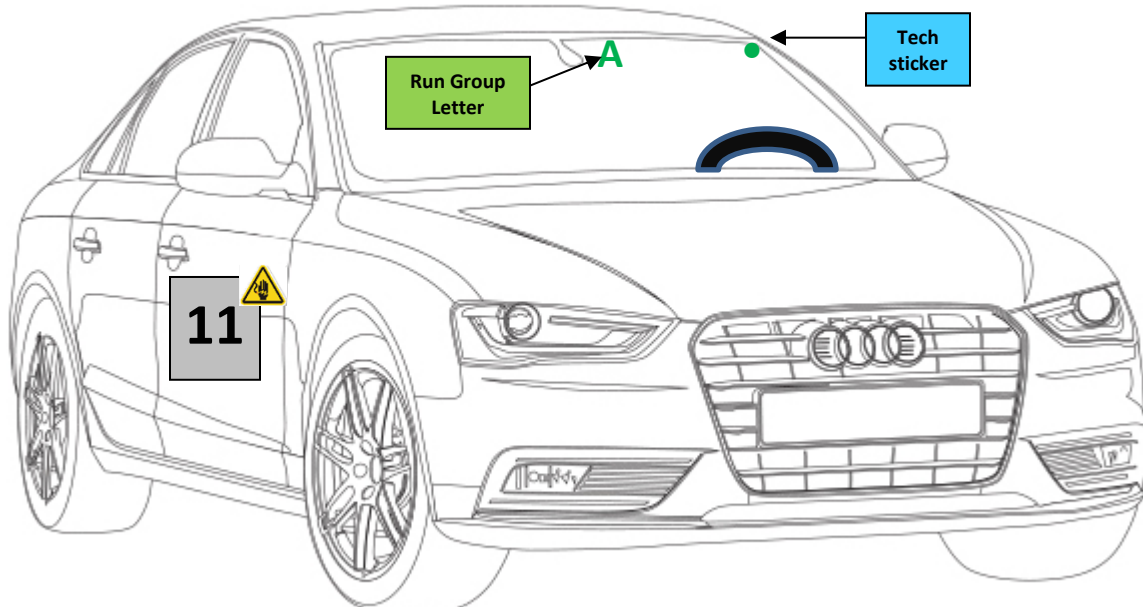
Car Number – one number plate for each side of the car. These are to be placed in the middle of the driver's and passenger's side doors. (If you prefer not to put them on your paint, and have big enough windows, you can place them on the rear side windows on each side of the car. Don't put them on the front windows, as these will be down when you are driving. These decals are made of a material that will not harm your paint job or clear bra and are easily removable at the end of the event.

Make sure you CLEAN the area where you are going to apply the decals. Otherwise, the fine dust on your car will prevent good adhesion and the numbers will BLOW OFF your car! An instant detailer spray like Mothers does a good job and the wax makes it easy to remove the numbers at the end of the event.

Run Group Letter – the letter is a separate decal, colored coded by run group. Place it on the outside of the windshield in the upper-center, but don't cover your rain sensor (usually located where the inside mirror is attached to the glass).

Tech Inspection sticker – INSIDE of front windshield, at the top corner, driver's side. Must be visible from outside.

EV Warning sticker – Overlapping an upper corner of the Car Number plate – one on each side of the car. For hybrid and/or electric vehicles only. Provide a copy of the Make Safe instructions for your car to Registration.



Safety Inspection Checklist

Driver Name (Print): _____ Car #: _____

Driver License # _____ State: _____ Event Dates: _____

Vehicle Make & Model: _____ Year: _____ Color: _____

ENGINE	Pre-event Inspection	Event Review
Coolant hoses in good condition; no visible leaks		
Drive belts tight, not frayed, and not slipping (no squeal)		
Wiring secure, not frayed or exposed, connections tight		
Steering and Brake fluid reservoirs clean and full		
Battery secure, cables tight		
Throttle travel free, throttle return action strong		
No leaks - fuel, oil, coolant		

BODY & LIGHTS

Brake lights and turn signals operational (L, R, F, R)		
Headlights (high/low) and tail lights operational		
Windshield and mirrors not cracked, clear and secure		
Doors, hood and trunk lids, sun/moon roof; all secure		
Wipers operate, blades good		
Blinkers or Point-by functional		

INTERIOR

Remove all loose items/floor mats, check under seats		
Glove box and trunk empty, Spare tire secure or removed		
Rollover protection passes broom-stick test (convertibles)		
Equivalent functional driver/passenger restraints and seats		

BRAKES & TIRES	Pre-event Inspection	Event Review
Brake calipers and hydraulic lines dry		
Brake Pads and rotors above wear limits		
Wheels not cracked, bent or out-of-round		
Lug bolts checked and torqued to specification		
Wheel bearings not loose		
Tires tread 2/32" min, with acceptable wear pattern		
Brake pedal firm		

SUSPENSION

Suspension tight, Mounts rust-free		
Minimal steering wheel play		
Shocks dry, bushings and tie rod ends tight		
CV joints & hubs not binding. Dust boots intact		
Exhaust system secure		

MISC ITEMS

Helmet; Snell SA2015, SA2020 or EA2016		
Tow hook installed if present		
Cameras and other devices securely mounted		
List modifications:		

Inspected By (Shop Name or Individual) _____

Inspector Signature (or Shop Stamp) _____

Date _____

Driver Certification: I certify that a qualified shop (strongly preferred) or competent individual has thoroughly inspected this vehicle using the above list and any other items necessary to ensure safety. I accept sole responsibility for the vehicle's safe operating condition. I agree to promptly cease operating the vehicle on track if I believe it becomes unsafe for any reason.

Driver Signature: _____ Event Review Initials: _____

EMAIL YOUR SIGNED INSPECTION FORM TO THE REGISTRAR